



“

”

" "

" "

" "

一、总论

“ ”

“ ”

1.1 " "

			2020	
	1			
	2			
	3		20%	

			2020	
	4		100%	
	5		80%	
	6		100%	
	7		90%	
	8		100%	
	9		80%	
	10		100%	
	11		90%	
			95%	
	12			
	13			

二、“十二五”固体废物基本情况

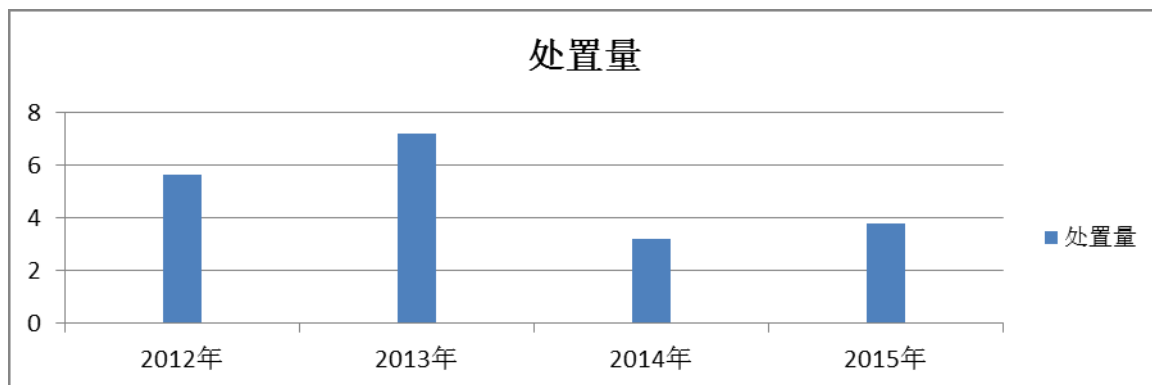
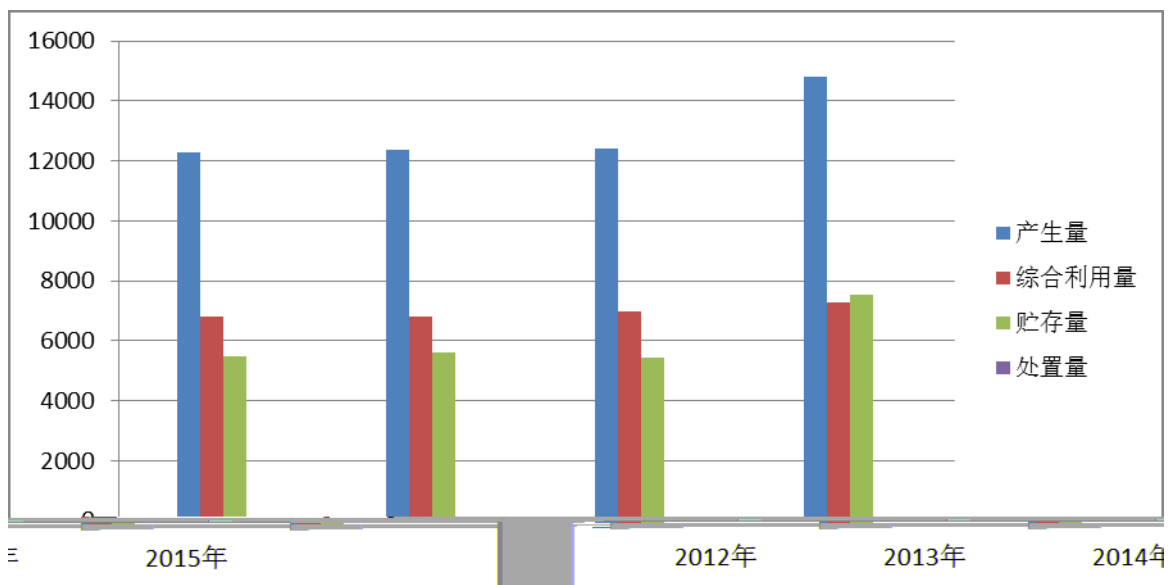
“

”

2.1 2012 2015

	2012	2013	2014	2015
	12301.16	12377.39	12433.29	14793.5
	6831.06	6797.90	6998.64	7273.6
	18.37	30.17	27.50	(18.8)
	5482.81	5602.46	5448.90	7534.6
	5.63	7.22	3.22	3.8
	0.02	0.11	0	(0.001)

2.1 2012 2015



2.2 2012 2015

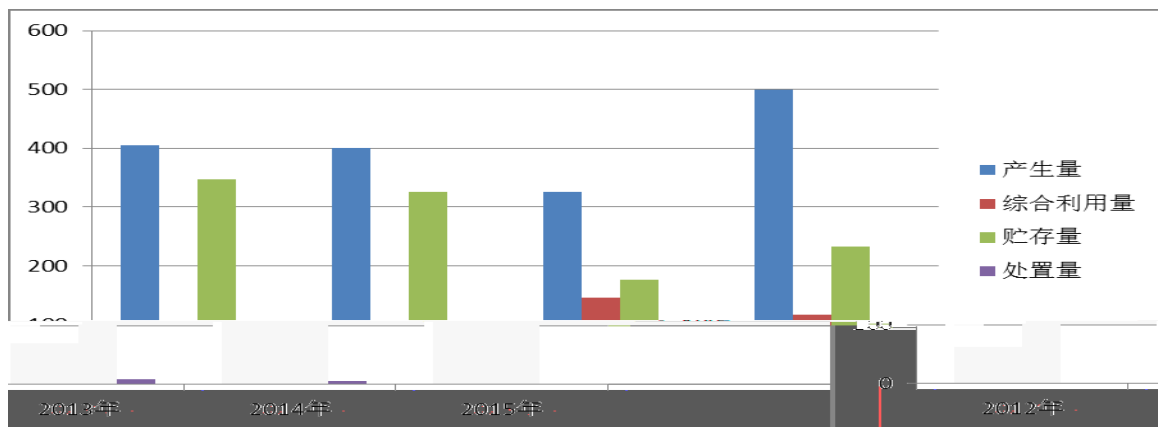
2.3 2012 2014

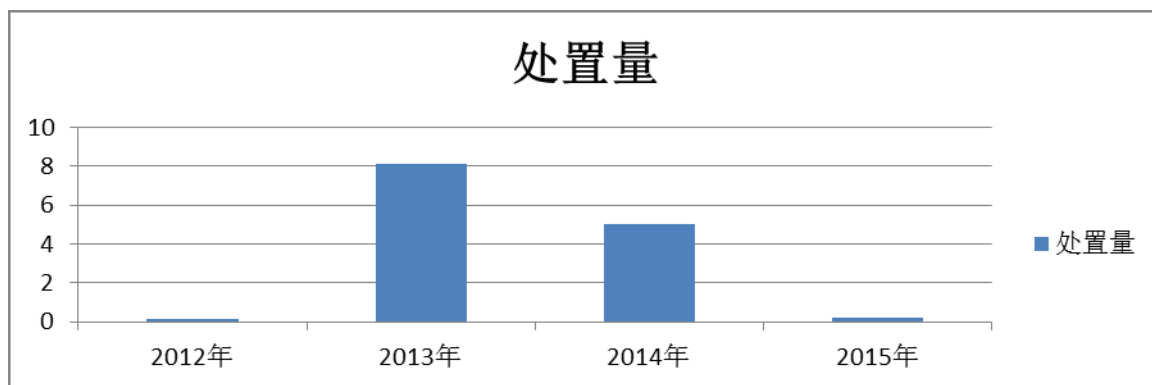
	2012	2013	2014	2015
	75642330	74533059. 31	76915675	100674104
	34365005	36400330. 24	35796145	40274615
	1623649	2150761. 913	2366182	1851955. 33
	884886. 2	946881. 231	1580424	1674934. 32
	3942650	3329564	3264684	1342830. 7
	2092421	1778258. 954	1203837	1258695. 98

2.4 2012 2015

	2012	2013	2014	2015
	404.34	399.85	325.68	499.18
	61.30	69.66	146.03	116.9
	4.60	2.95	2.03	0.023
	347.51	325.04	176.81	232.1
	0.12	8.10	5.00	0.2
	0.00	0.00	0.13	0.03

2.4 2012 2015

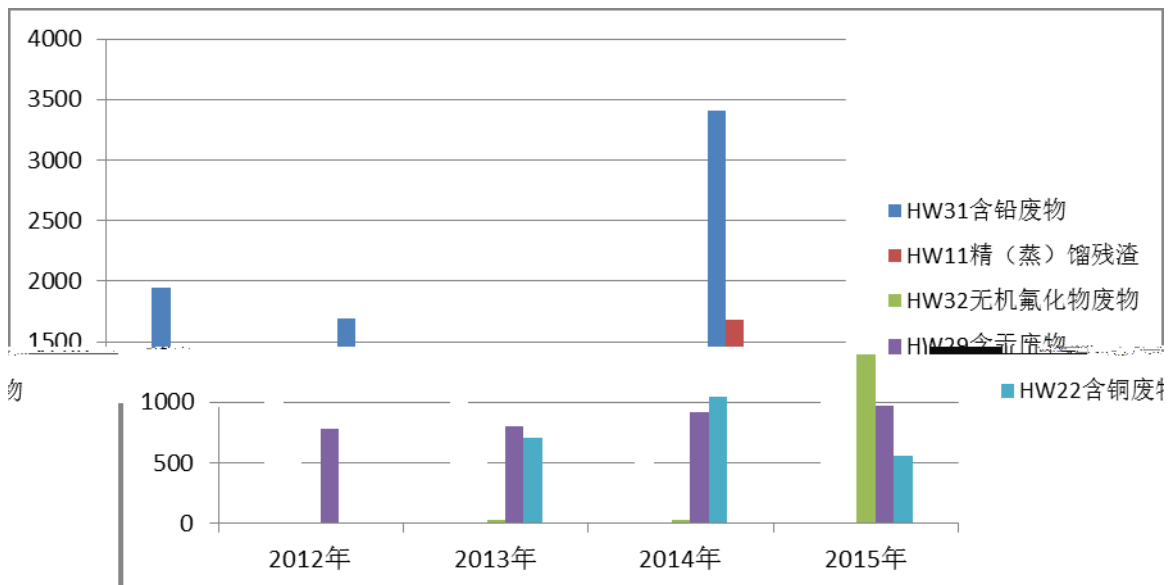
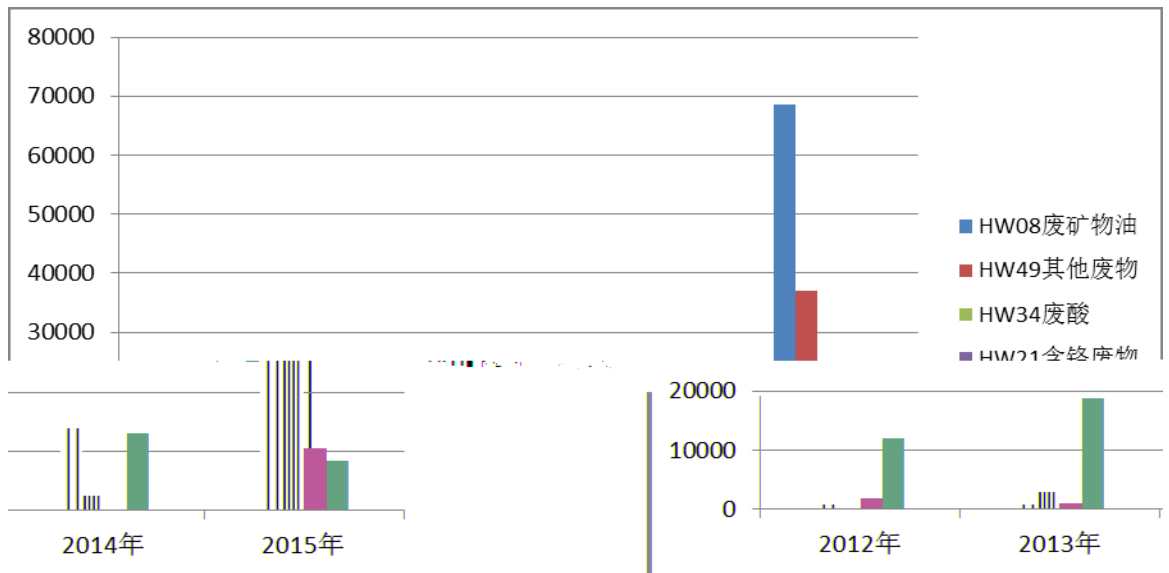
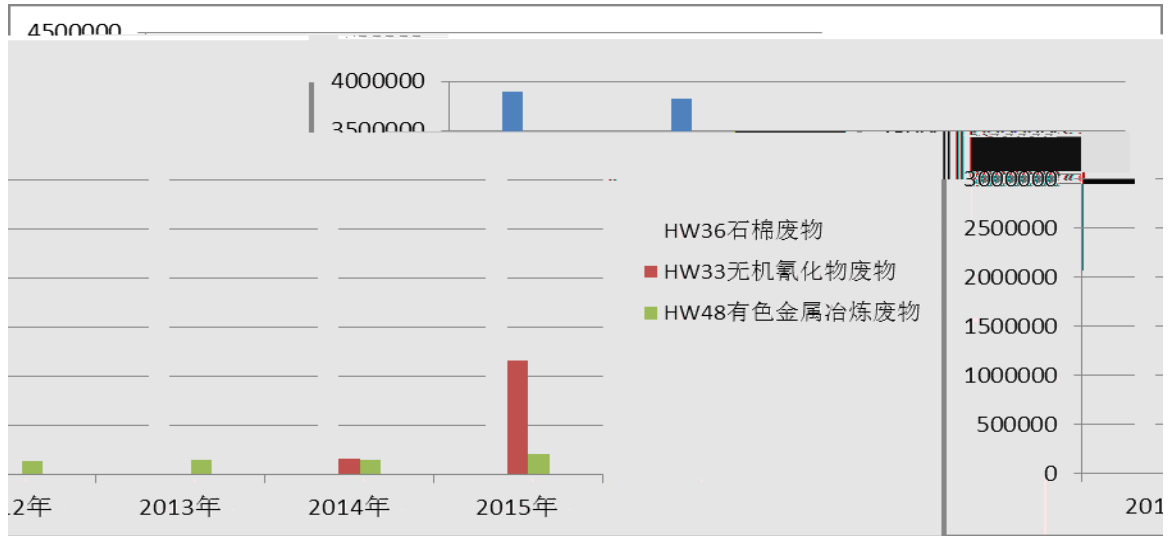


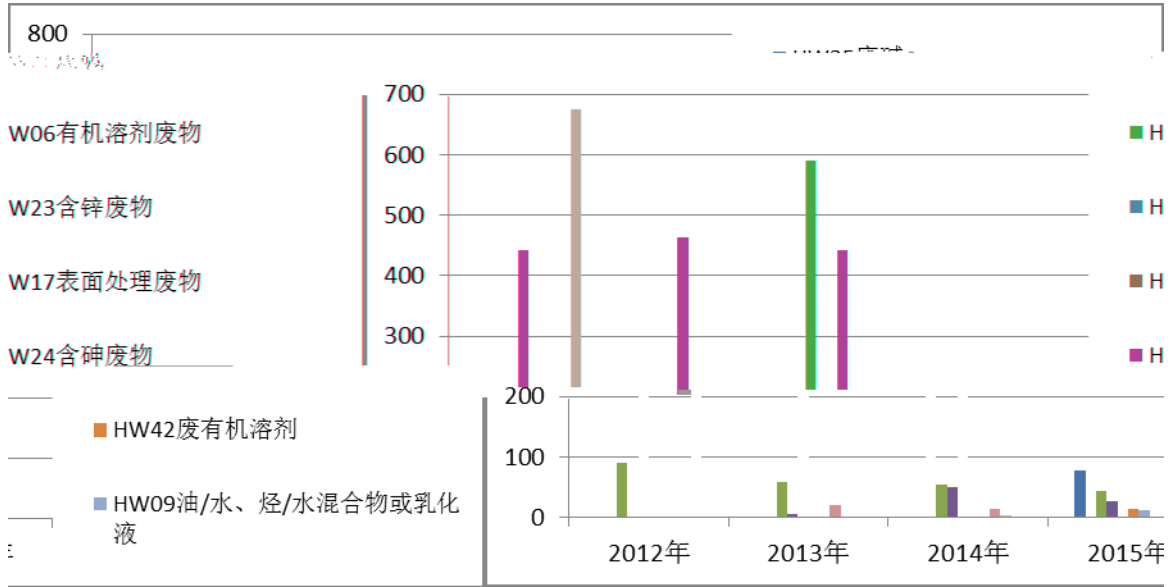


2.5 2012 2014

	2012	2013	2014	2015
HW36	3891387.2	3821888	2900008	3485000
HW33	144.5	2897	167356	1162180
HW48	132798	145662	155257	211916
HW08	749.6	778.382	13866.3	68535.7
HW49	0	2961.09	2526.6	36968.2
HW34	1833	997.4	120	10441.3
HW21	11950.2	18704.5	13096.7	8453.31
HW31	1948.6	1692.5	899	3413.1
HW11	563.7	720.73	478.9	1681.49
HW32	0	28.502	24.53	1398.55
HW29	783.5	799.49	922.75	969.195
HW22	0	700.85	1049.99	559.76
HW35	0	0	0	76.68
HW06	0	0	591.18	75.3
HW23	89.9	59	53.72	44.24
HW17	0.5	6.41	49.089	26.619
HW24	442	464	442.01	14.22
HW42	0	0	0	13
HW09 /				

2.5 2012 2015





" "

2.7 2012 2015

		2012	2013	2014	2015
		1	2	1	1
/		3000	6000	3000	3600
/		2547.35	2560.35	2547.36	2369.49

3

2014

2013

2.3 /

2.8

									/
/	2013	12338	427537	3797	15354	92673	40952	25607	
	2014	15465	500048	3150	12602	101963	43031	24942	
	2015	18155	587012	3130	12522	109672	42928	15211	
/	2013	604.55	2906.4	1116.3	1468.77	6487.1	8599.9	1553.4	2.3
	2014	773.25	3500.3	945	1260.2	7137.4	9036.5	1496.52	2.4
	2015	907.75	4109.1	939	1252.2	7677.0	9014.9	912.66	2.5

2.9 2012 2015

/		2012	2013	2014	2015
		56255.695	58593.89	81546.303	93502.49
		56255.695	58593.89	81546.303	93502.49

" " " "

" "

4 "

" " " "

1

2010 75%

1

" "

2

2016 4

5

2016

75%

3

2015

2015

1

2

3.1

"

"

GDP

$$= \delta(\alpha)$$

W

t

t/

"

"

0

n

a

M

2015

2017

2020

3.2

	2015	2017	2020

1

2015

2017

2020

$= \delta(\alpha)$

W

t

t/

"

"

0

n

a

M

3.3

3

2014

2015

2.5

2017	2020		599.07	620
	3.5	2017	171.16	
2020	177.14		6	

3.7

2017	t	1026.96	102.70
2020	t	1062.84	106.28

四、主要任务

1

"

"

2

3

9

2017

4

5

2017

"

"

8

"

"

"

"

PPP

2017

2016

2017

五、重点工程与投资估算

“ ”

"

"

"

"

"

"

六、主要保障措施

2020


2017

"

"

1

“ ”



)																					
	-	-	-	-	-	-		-	-	-	-	-	-	117000.	117000.	.	0	-	-	-	16653.46	26233.996	23806.746	.	0	10333.314	387	

2016
10
31

